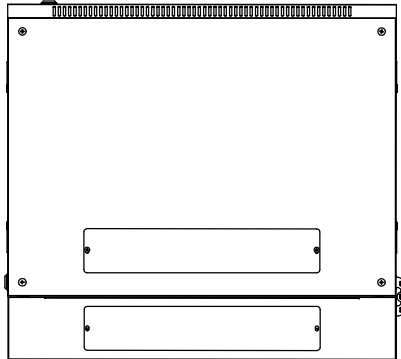
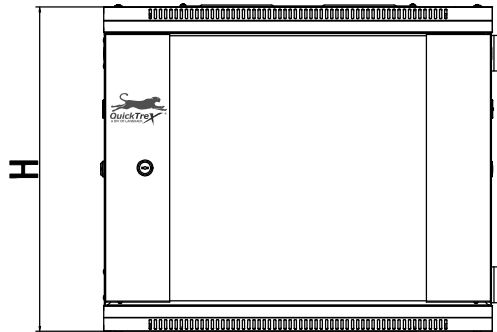




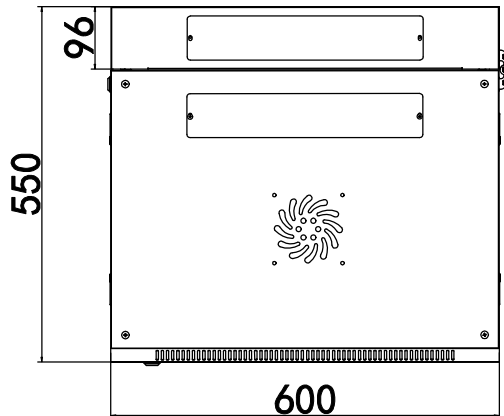
**Bottom View**



**Front View**



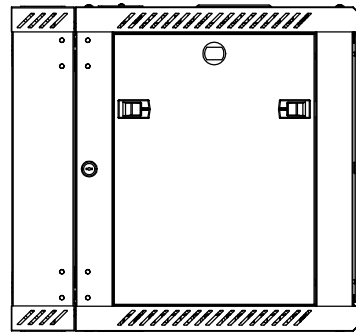
**Top View**



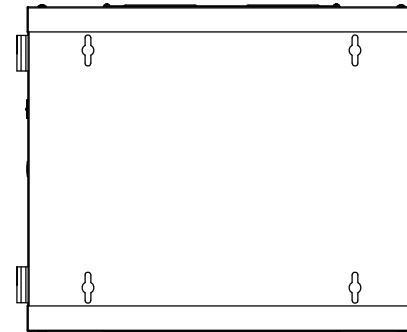
**QuickTrex Hinged Swing-Out Wall Mount Network / Server Cabinet  
with Strengthened Glass Door - 19 Inch Wide and 15 Inch Depth -  
10-32 Tapped and M6 Cage Nut Rails**

**Part # (4U) QT-HNC-4U-GD  
(6U) QT-HNC-6U-GD  
(9U) QT-HNC-9U-GD  
(12U) QT-HNC-12U-GD**

**Side View**



**Back View**



4U: 600X550X277.75(H)  
6U: 600X550X366.65(H)  
9U: 600X550X500(H)  
12U: 600X550X633.35(H)

**Material: SPCC Quality Cold Rolled Steel Loading  
Capacity: Static loading 120kg  
Rail Mounting: 10-32 Screws or M6 Cage Nuts Surface  
Finish: Gloss Black & Powder Coated  
(Includes Degreasing, Pickling, & Phosphating)  
ISO9001 Certified Manufacturing**

**\*Measurements are displayed in mm**